



Portable 12VDC ICAO Low-intensity, Type A Obstacle Light (red only)

CEL-10-12-P-R-CST

CEL-10-12-P-R is a portable, battery-operated red obstruction light. The light has been designed for outdoor use and has an enclosure made of shockproof polycarbonate. It does not require any maintenance apart from cleaning the enclosure and changing the batteries when needed. The operating time of the batteries depends on the operating mode selected, typical from 4 to 14 weeks.

SPECIFICATIONS

Key features

- Extremely reliable
- Very low power consumption
- 10cd red steady burning light
- Very long battery lifetime
- Stabilised light output
- Photocell control
- Lightweight and small
- External power supply and chaining connectors as option
- 90° / 200° / 360° operating modes
- Microprocessor control

Benefits

- Very long maintenance intervals
- Low battery costs
- Easy to handle

RED light: Specifications met

- ICAO Annex 14 Volume 1, 5th edition July 2009 Table 6-3, Low-intensity, Type A (fixed obstacle) obstacle light
- ICAO Annex 14 Volume 1, 5th edition July 2009 chapter 7, lighting for unserviceable areas.

RED light: Photometric characteristics

- Intensity >10cd, 14cd typical
- Colour: aviation red
- Horizontal radiation pattern 90°, 200° or 360°
- Vertical radiation pattern +37°, -7°, aiming angle +14°
- Current for the LEDs is stabilised by constant current generator
- Expected LED lifetime 100,000hrs of operation

Photocell characteristics

- High Accuracy
- User selectable switching threshold 150 lux / 400 lux / always on
- Turn on delay 5 s
- Turn off delay 180 s
- Power consumption <0.05W

Electrical characteristics

- Optimised for Air-Alkaline battery (non-rechargeable)
- Nominal operating voltage 12VDC
- Power consumption < 0.4W / < 0.7W / < 1.1W (90° / 200° / 360° mode)
- Operating voltage range 8 - 18VDC
- Continuous operating time 2700 / 1200 / 790 h (90° / 200° / 360° mode)



CEL-10-12-P-R-CST Portable Obstacle Light

Other

- Corrosion and oxidation free materials
- Uncoloured polycarbonate cover
- Yellow shockproof polycarbonate enclosure
- Yellow reflective tapes on each side
- Degree of protection: IP45
- Operating temperature range: -40 ... +55°C
- Dimensions (LxWxH): 210mm x 175mm x 135mm
- Weight with 4 pcs Air-Alkaline battery: 4kg
- 5 year warranty

Standard Batteries

- Air-Alkaline batteries (non-rechargeable)
- Environmentally friendly, non toxic materials
- Dimensions 67mm x 67mm x 98/108mm (L x W x H)
- Nominal voltage 6V
- Capacity 50Ah
- Half capacity configuration: 2 batteries (total 12V 50Ah)
- Full capacity configuration: 4 batteries (total 12V 100Ah)

Order codes

- Obstacle Light: **CEL-10-12-P-R-CST**
- Air-Alkaline Battery: **EL-IP-5-6V**

Options:

- External power supply / charging and chaining connectors
- FAA L-810 -type (32cd) Obstacle Light
- Blue taxiway edge light
- Other colours: E.g. blue, green, yellow, white or orange light



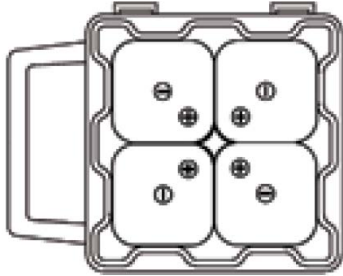
T: +44 (0)20 8540 1034
F: +44 (0)20 8543 3058
E: info@contarnex.com

Contarnex Europe Limited
252 Martin Way,
Morden, Surrey SM4 4AW
United Kingdom



Portable 12VDC ICAO Low-intensity, Type A Obstacle Light (red only)

CEL-10-12-P-R-CST



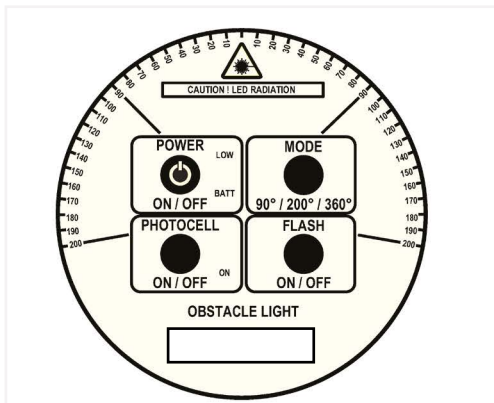
Four-battery configuration

INSTALLING BATTERIES

CEL-10-12-P-R has been optimised for use of Air-Alkaline batteries with a nominal operating voltage of 6V, 50Ah. The batteries are installed as shown in the above figures. The operating time needed defines whether you need two or four batteries. After the batteries have been inserted and the cover closed, the following default settings are active:

- POWER: **ON**
- MODE: **360°**
- PHOTOCELL: **ON**
- FLASH: **OFF**

The settings can be easily changed from the control panel on the cover of the light. When the light is switched off, the latest settings are stored into the memory of the light. When the cover is opened again, the default settings are restored.



Obstacle Light Control Panel

CONTROL PANEL SWITCHES

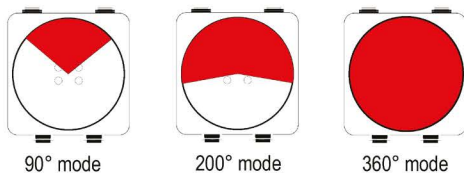
POWER ON / OFF

When switched OFF, the current consumption of the light is about 0.4mA (3.4Ah / year), which enables the lights to be stored with the batteries installed. The red LOW BATT indicator light starts flashing when the battery voltage has decreased below 7.8V. A voltage level that low means that also the light output level starts decreasing

MODE 90° / 200° / 360°

For selecting horizontal radiation pattern. For example, when marking runway ends at airports, narrow radiation patterns can be selected and consequently, the light's operating time extended.

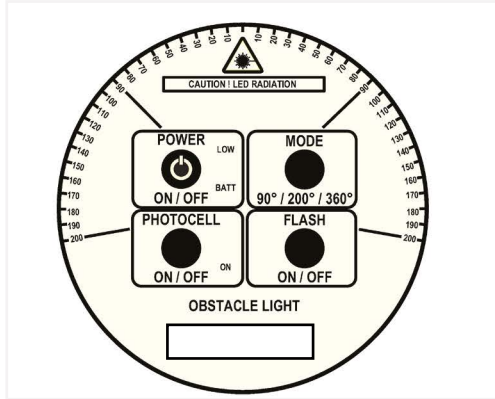
Current consumption and continuous operating times when using 4 x 50Ah batteries in different modes (70% battery capacity):



90°	26mA	2700hrs (110 days)
200°	57mA	1200hrs (50 days)
360°	88mA	790hrs (32 days)

Portable 12VDC ICAO Low-intensity, Type A Obstacle Light (red only)

CEL-10-12-P-R-CST



Obstacle Light Control Panel

3. PHOTOCELL ON / OFF

For selecting the use of day-and-night switch. A yellow flashing indicator light shows when the photocell is active. The default threshold value of the photocell is 150 lux. The settings of the photocell can be changed using the dil switches on the inside of the cover, see figure below. At the dusk, the light turns on after 5 seconds delay and at the dawn, turns off after 3 minutes delay. The current consumption with photocell activated and light turned off is 4mA (average).

The operating time at 12hrs ON / 12hrs OFF intervals, 360° mode and when using 4 x 50Ah batteries (70% battery capacity) is as follows:

90°	220 days
200°	100 days
360°	64 days

NOTE: Usable battery lifetime may be shorter.

Selecting 'Test on' changes the turn off delay from default value (180 seconds) to 5 seconds.

4. FLASH ON / OFF

When switched on, the light flashes 40 times / minute, duration of each flash being 100ms. This selection extends the operating time remarkably.

Note, however, that this option has not been specified by ICAO.

The theoretical operating time for different modes when using 4 x 50 Ah batteries (70% battery capacity) is as follows, with and without a photocell (12hrs ON / 12hrs OFF):

Mode	Photocell ON	Photocell OFF
90°	3360 days	1680 days
200°	1500 days	750 days
360°	960 days	480 days

NOTE: Usable battery lifetime may be shorter.

DEFAULT SETTINGS

150 LUX	<input type="checkbox"/>	400 Lux
NOT USED	<input type="checkbox"/>	
TEST ON	<input type="checkbox"/>	TEST OFF
90°+ NO PC	<input type="checkbox"/>	360°+ PC

Portable 12VDC ICAO Low-intensity, Type A Obstacle Light (red only)

CEL-10-12-P-R-CST

CST - Mounting Bracket Dimensions

